

## COMPACT RACK CONVEYOR DISHWASHERS WITH SIMPLE RINSE



### FEATURES

- Reduced dimensions, only 1080 mm
- High Speed, to wash up to 200 baskets/h
- 2 Speed
- Easy and fast operations to reverse its working direction
- Digital thermostat to avoid any waste or warm dispersion
- Autotimer (combined with options)
- Thermo-acoustic insulated double skin
- Radiated tank
- Fast coupling washing arms with self-cleaning s/s nozzles
- Molded tank filters
- Stainless steel AISI 316 booster heaters and washing tank
- 2 boilers for a better and more performing rinse result
- Double tank filter, with debris collection system and pump filter
- Rinse and wash economizer
- Pressure reducer with filters and water spending control
- Counter balanced doors equipped with anti-fall safety device
- Easy to reach electrical panel
- Non-return valve
- Suitable for Gastronorm s 1/1 trays
- Racks included: 2 for dishes, 1 for glasses and 1 cutlery holder
- Extra power in boiler


### OPTIONAL

- DR24 4.5 Dryer also on 90° arc
- LC73 Splashguards
- SC5 Steam condenser
- HR5 Heat recovery
- Detergent dispenser
- Inox pump

### TECHNICAL SPECIFICATIONS


- Dimensions: 1080 x 715 x 1690 / 1900 H mm
- Power Supply: 400 V 3N ~ 50Hz
- Rack/h: 200 (water 55°C)
- Rack dimension: 500x500 mm

**CAPACITY**



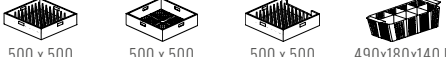
450 H    Ø 450    500 x 500

**NOMINAL CAPACITY PER HOUR**



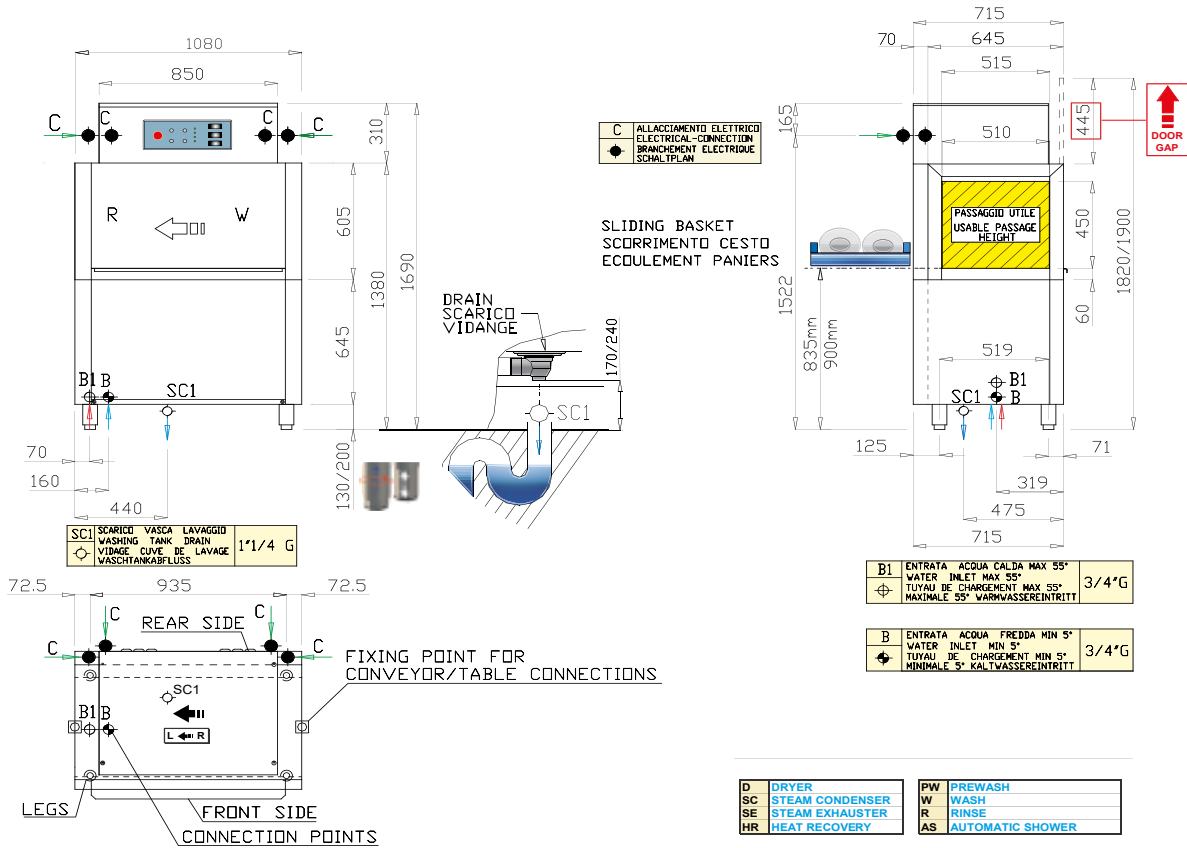
5000 pcs    3.600 pcs    200 pcs

**STANDARD EQUIPMENT**



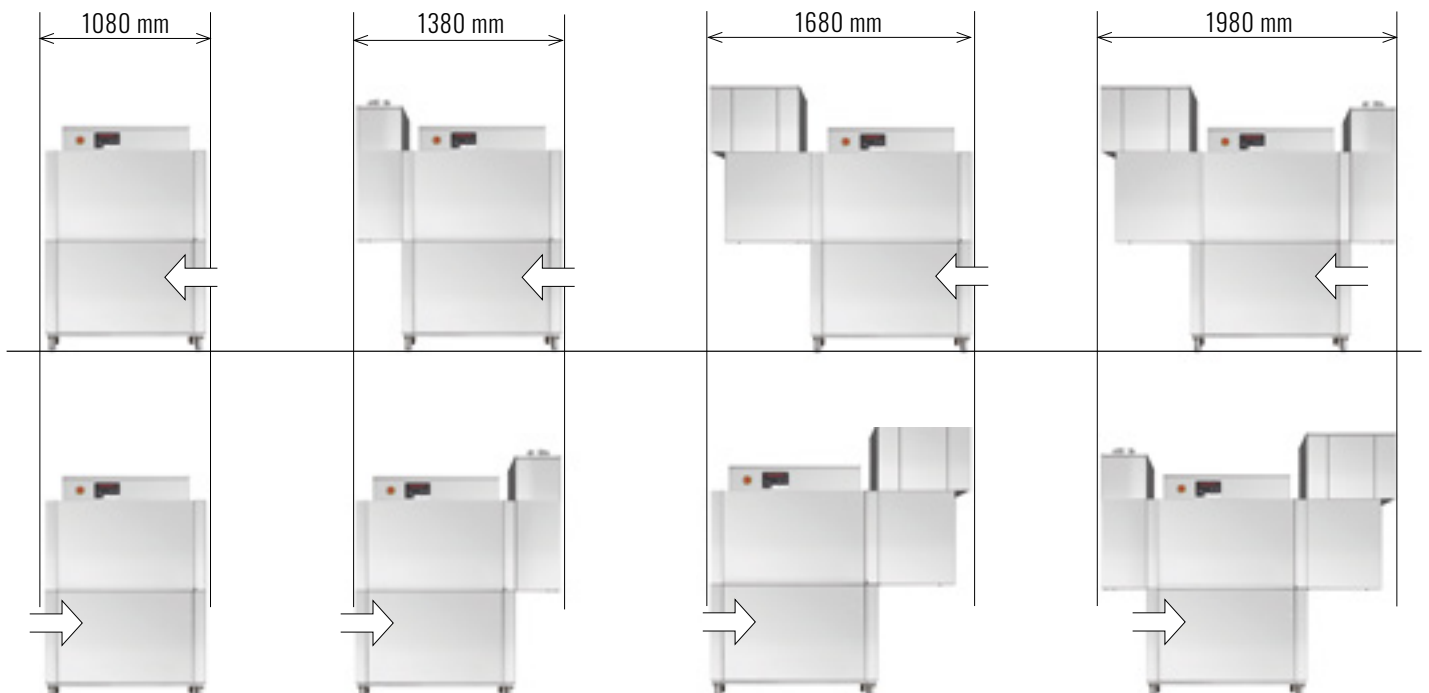
500 x 500  
18 plates    500 x 500  
for glasses    500 x 500  
trays basket 6 pcs    490x180x140 H  
cutlery basket

## COMPACT RACK CONVEYOR DISHWASHERS WITH SIMPLE RINSE



### POSSIBLE OPTIONS

Splashguards (lc73), dryer dr24 (also available for mechanized arc 90° - dra924), steam condenser sc5 and heat recovery system hr5 can be installed here at our premises or even afterwards by following simple instructions



## COMPACT RACK CONVEYOR DISHWASHERS WITH SIMPLE RINSE

### TECHNICAL DATA

	150 / 200
POWER SUPPLY	400 V 3N ~ 50Hz
BASKET SIZE	500 x 500
NOISE AT 1 M	66,2 dB(a)
DIMENSIONS	1080 x 715 x 1565 / 1900 H mm
PRE-WASH	
PUMP	/
OPERATING TEMPERATURE	/
TANK CAPACITY	/
WASH	
WASH PUMP	1,75 kW
OPERATING TEMPERATURE	55 °C
TANK CAPACITY	80 l
HEATING	9 kW
RINSE	
WATER COMSUMPTION (3)	320 l / h - kPa
HEATING ELEMENTS (1)	14 + 14 kW
BOILER CAPACITY	28,5 l

TOTAL POWER (1)	39 kW
OPERATING TEMPERATURE	85 °C
DRYING DR24	
LENGTH	500 mm
FAN	0,25 kW
CAPACITY	500 m3 / h
HEATING	4,5 kW
STEAM CONDENSER SC5 - HEAT RECOVERY HR5	
FAN POWER	0,05 kW
HEAT EXCHANGER SURFACE	5 mq
WATER INLET REQUIRED	5 ÷ 15 °C
CONDENSED HUMIDITY	1,06 l / min
ABSOLUTE HUMIDITY KNOCK DOWN	70 %
OUTLET AIR TEMPERATURE	23 °C

(1) Feeding water 55°C - (2) Basket size mm 500x500 (Useful height mm 450) - (3) 200-500 kPa; max 8°F - Continual improvements may supersede specifications