



PRODUCT FEATURES

- Sliding front doors, hinged rear door
- Single glazed
- Three adjustable shelves
- Ticket strips on shelves and deck
- Under shelf and canopy LED lights
- Solid glass front - optional
- Ambient converted from heated
- Air removal fan installed in ceiling

CABINET DIMENSIONS & SPECIFICATIONS

Ambient

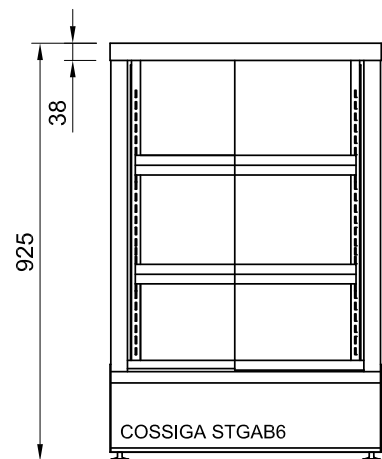
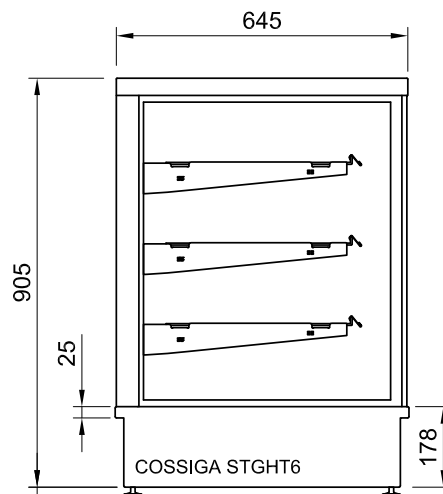
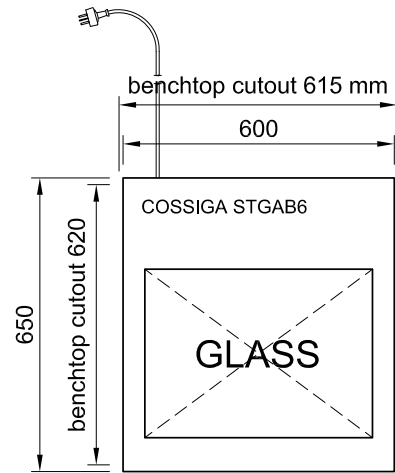
Model	Cabinet			Shelving no.	Display m2	Total food units	Operating Current	Connection	Voltage
	Length mm	Depth mm	Height mm						
STGAB6-SD	600	650	920	3 + base		100 X 100 mm	0.2 Amp	10amp 3 pin plug	50/60 Hertz
						55			240V

* prior to installation see, installation guidelines, ventilation requirements and drainage options documents

ELECTRICAL POWER

Electrical power cord 2200mm
3 pin 10 amp 1 phase socket required.

Maximum shelf load weight 15kg
spread evenly





PRODUCT FEATURES

- Sliding doors front and rear
- Single glazed
- Three adjustable shelves
- Ticket strips on shelves and deck
- Under shelf and canopy LED lights
- Solid glass front - optional
- Ambient converted from heated
- Air removal fan installed in ceiling

CABINET DIMENSIONS & SPECIFICATIONS

Ambient

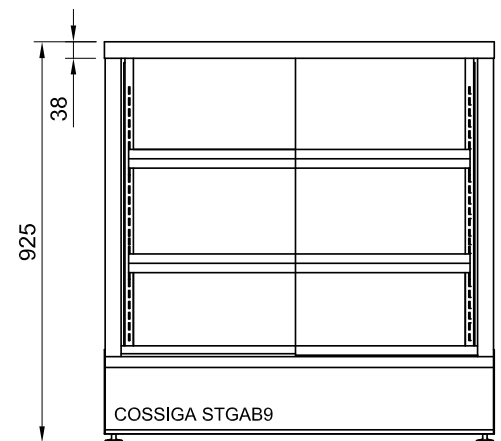
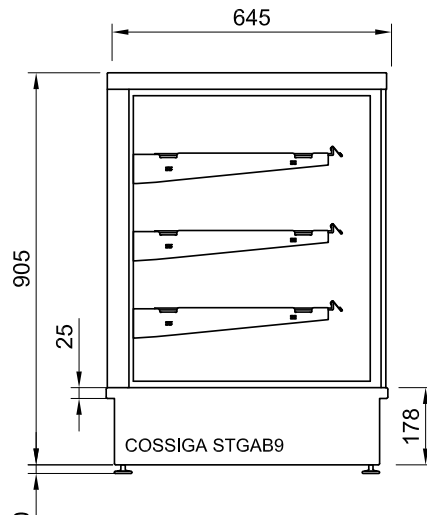
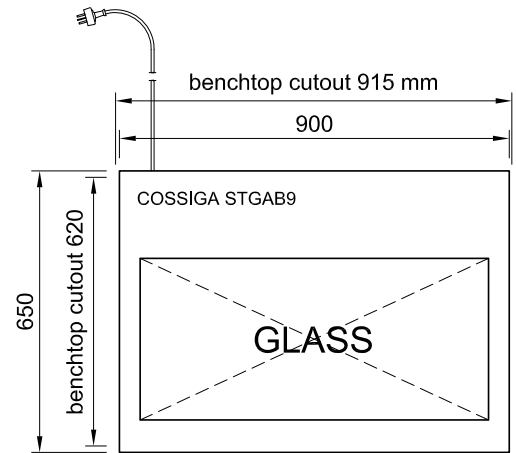
Model	Cabinet			Shelving no.	Display m2	Total food units	Operating Current	Connection	Voltage
	Length mm	Depth mm	Height mm						
STGAB9-SD	900	650	920	3 + base		100 X 100 mm			50/60 Hertz
						84	0.3 Amp	10amp 3 pin plug	240V

* prior to installation see, installation guidelines, ventilation requirements and drainage options documents

ELECTRICAL POWER

Electrical power cord 2200mm
3 pin 10 amp 1 phase socket required.

Maximum shelf load weight 15kg
spread evenly





PRODUCT FEATURES

- Sliding doors front and rear
- Single glazed
- Three adjustable shelves
- Ticket strips on shelves and deck
- Under shelf and canopy LED lights
- Solid glass front - optional
- Ambient converted from heated
- Air removal fan installed in ceiling

CABINET DIMENSIONS & SPECIFICATIONS

Ambient

Model	Cabinet			Shelving no.	Display m2	Total food units	Operating Current	Connection	Voltage
	Length mm	Depth mm	Height mm						
STGAB12-SD	1200	650	920	3 + base		100 X 100 mm			50/60 Hertz
						121	0.4 Amp	10amp 3 pin plug	240V

* prior to installation see, installation guidelines, ventilation requirements and drainage options documents

ELECTRICAL POWER

Electrical power cord 2200mm
3 pin 10 amp 1 phase socket required.

Maximum shelf load weight 15kg
spread evenly

